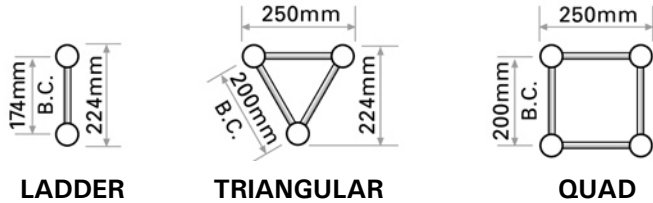


[OPTI] Trilite™ 200

SYSTEM SPECIFICATIONS

Main Tube: 2"Ø (50.8mmØ) x 16 s.w.g. wall (1.6mm T)
 Lacing Spars: 1/2"Ø (12.7mmØ) x 16 s.w.g. wall (1.6mm T)
 Material: 6005 - T6 Aluminium



LADDER

TRIANGULAR

QUAD



2 QD 1000

STRAIGHT LENGTH DATA

The weight and loading data shown below is for straight lengths of truss. Junctions and junction data can be found on the Junction pages.

LADDER (*Vertical Mode)

Length (m)	0.4	0.8	1.0	2.0	3.0	4.0	5.0	6.0	7.0	8.0
Ref. Code	2 LD 400	2 LD 800	2 LD 1000	2 LD 2000	2 LD 3000	2 LD 4000	2 LD 5000	2 LD 6000	2 LD 7000	2 LD 8000
Weight kg	1.20	1.89	2.20	3.72	5.25	6.77	8.30	9.82	11.35	12.87
Max UDL kg	N/A	N/A	505	493	473	414	338	288	252	222
Max Pnt kg	N/A	N/A	444	374	277	212	180	148	123	111

TRIANGULAR

Length (m)	0.4	0.8	1.0	2.0	3.0	4.0	5.0	6.0	7.0	8.0
Ref. Code	2 TR 400	2 TR 800	2 TR 1000	2 TR 2000	2 TR 3000	2 TR 4000	2 TR 5000	2 TR 6000	2 TR 7000	2 TR 8000
Weight kg	2.03	3.09	3.61	6.24	8.86	11.45	14.11	16.74	19.36	22.0
Max UDL kg	N/A	N/A	1,245	1,196	916	688	565	477	403	360
Max Pnt kg	N/A	N/A	549	405	316	267	221	200	173	155

QUAD DATA


Length (m)	0.4	0.8	1.0	2.0	3.0	4.0	5.0	6.0	7.0	8.0
Ref. Code	2 QD 400	2 QD 800	2 QD 1000	2 QD 2000	2 QD 3000	2 QD 4000	2 QD 5000	2 QD 6000	2 QD 7000	2 QD 8000
Weight kg	2.71	4.11	4.81	8.31	11.81	15.31	18.81	22.31	25.81	29.3
Max UDL kg	N/A	N/A	1,472	1,451	1,442	1,360	1,193	1,044	875	720
Max Pnt kg	N/A	N/A	649	561	476	419	360	330	305	278

Important: The loading figures for Quad are based on a load being applied evenly to both lower tubes. Individual loading of a single tube can reduce overall load bearing characteristics.

Non-standard lengths can be produced. These are priced to the next full metre in length. Any special length less than 1m is priced as 1m. All lengths include spigots. UDL = Uniformly Distributed Load. Pnt = Point Load.

CONNECTION

The OPTI Trilite 200 connection is a simple M10 Nylock nut and high tensile bolt spigot system secured with 17mm spanners. It is a strong, easy to use, reliable method of assembly.

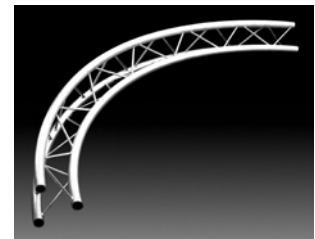


200 SP1

Please refer to pages 16 and 17 for other accessories.

CURVED

OPTI Trilite 200 can be produced to any radius over 0.8m in sections of approximately 2m length (outside circumference).



Format	LADDER	TRIANGULAR	BOX
Ref. Code	2 LD C 2000	2 TR C 2000	2 QD C 2000

* Loading has only been tested on Ladder in Vertical Mode.

applications


Exhibitions



Curved sleek lines with custom components in any finish create the right image or environment.



This pyramid, above, with the special four way junction at its peak, allowed the stand designers to bring their striking concept to reality.



Banners and screens inside and out.

Photo courtesy of Capital City.

Display & Retail



Graphic panels, product displays and lighting can be integrated with OPTI Trillite 200 to construct attractive "visual merchandising" features.



Leisure



OPTI Trillite 200 is used in a wide variety of sports and leisure applications including golf and tennis virtual reality simulators.




Photo courtesy of Hutchison Technologies.

TV Monitors and Plasma Screens for P.O.S., use or display.

Photo courtesy of Circuit City, USA.

