

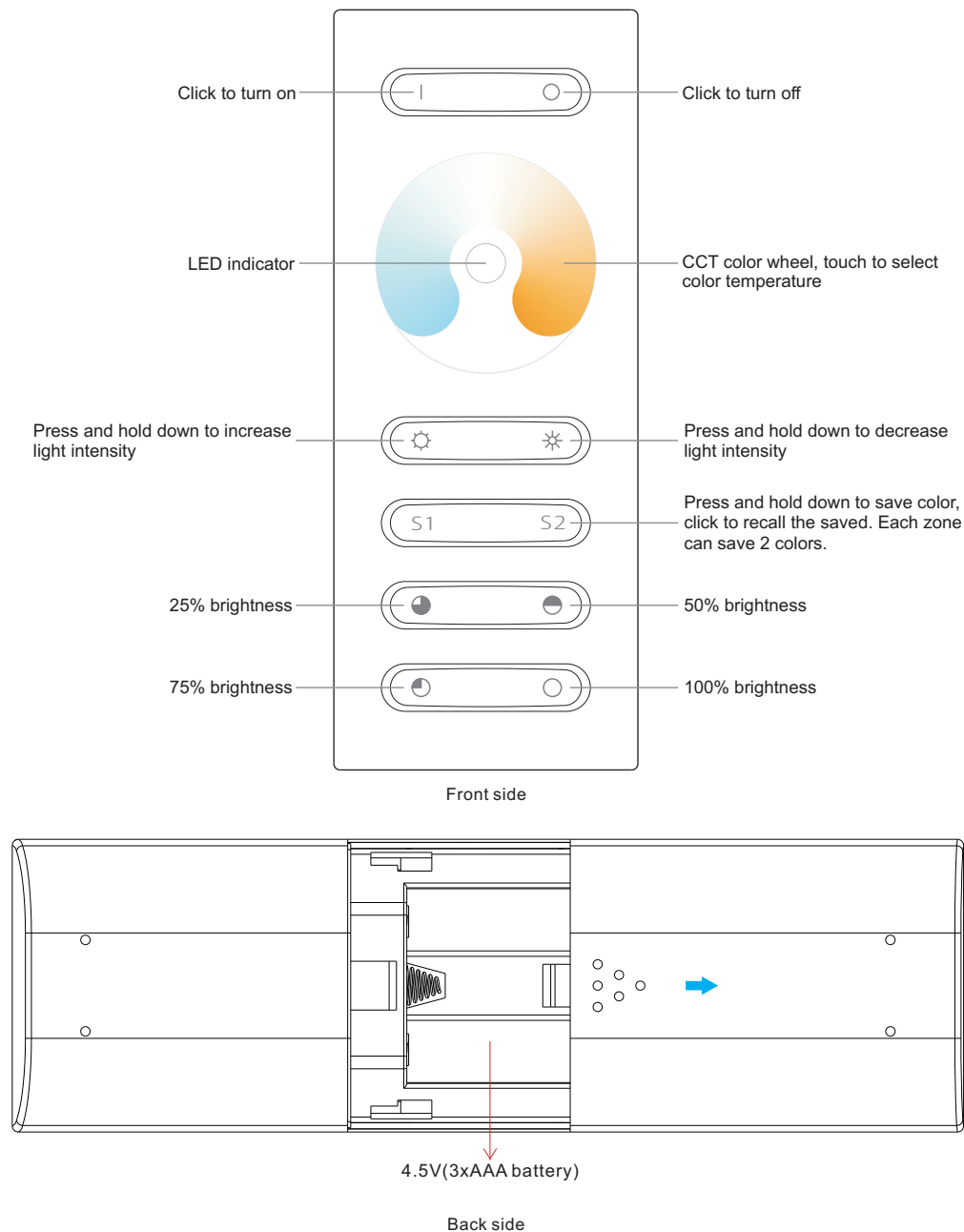
RF Dual Color Controller

09.2839C2T.04226



Important: Read All Instructions Prior to Installation

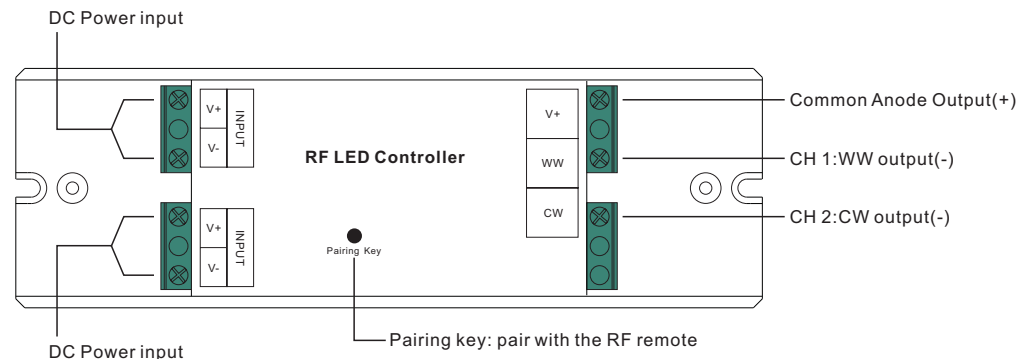
Function introduction



Product Data

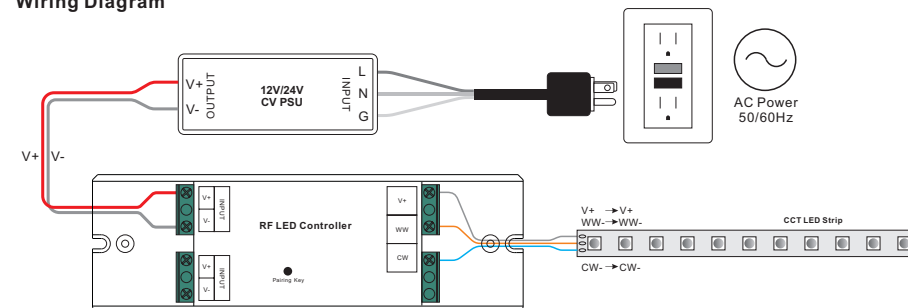
Output	RF signal
Operation Frequency	868/915/434MHz
Power Supply	4.5V(3xAAA battery)
Operating temperature	0-40°C
Relative humidity	8% to 80%
Dimensions	120x48x17.6mm

Receiver



Input Voltage	Output Current	Output Power	Remarks	Size(LxWxH)
12-24VDC	2x5A	2x(60-120)W	Constant voltage	145x46.5x16mm

Wiring Diagram



Operation

Pair with RF receivers:

Turn on the remote → Click “Pairing Key” on RF receiver → Touch the color wheel → LED lights connected with the RF receiver will flicker once → The receiver is paired with the remote successfully.

Play the remote after pairing:

Turn on the remote → Touch color wheel or click other buttons to do the controlling.

How to delete the pairing:

Press and hold down “Pairing Key” on the receiver for over 3 seconds until connected LED lights flicker twice, which means the pairing is deleted successfully.